

**ABANS MIDDLE EAST DMCC  
DUBAI, UNITED ARAB EMIRATES**

**INDEPENDENT AUDITOR'S REPORT AND  
FINANCIAL STATEMENTS  
FOR THE YEAR ENDED MARCH 31, 2021**

**ABANS MIDDLE EAST DMCC  
DUBAI, UNITED ARAB EMIRATES**

**INDEPENDENT AUDITOR'S REPORT AND  
FINANCIAL STATEMENTS  
FOR THE YEAR ENDED MARCH 31, 2021**

**TABLE OF CONTENTS**

	<i>Pages</i>
<b>Manager's Report</b>	: 1 & 2
<b>Independent Auditor's Report</b>	: 3 - 5
<b>Statement of Financial Position</b>	: 6
<b>Statement of Income</b>	: 7
<b>Statement of Changes in Equity</b>	: 8
<b>Statement of Cash Flows</b>	: 9
<b>Notes to the Financial Statements</b>	: 10 - 24

## Manager's Report

The Manager present the annual report and the audited financial statements for the year ended March 31, 2021.

### Legal Aspect

**Abans Middle East DMCC**, ("the Company") is registered with Dubai Multi Commodities Centre, as a Free Zone Company and operates under the License Nos. DMCC - 32261 issued on May 15, 2012, DMCC - 490846 issued on September 30, 2018 & DMCC - 391201 issued on February 08, 2018. DMCC license no. 391201, subsequently terminated on April 22, 2021.

The principal activities of the Company are Trading for Proprietary account on regulated exchanges (DMCC - 32261) non-manufactured precious metal trading (DMCC - 490846) & Nuts trading, coal & firewood trading, basic non-ferrous metal products trading, foodstuff & beverages trading, seeds trading and grains, cereals & legumes trading (DMCC - 391201).

Authorised and paid-up capital of the Company is AED 2,000,000 divided into 2,000 shares of AED 1,000 fully paid.

As per Share Certificate No: SD-240977 issued by DMCC, Abans Securities Private Limited is the registered holder of 2,000 shares, total value of AED 2,000,000 each share value is AED 1,000. However actual issued capital is AED 477,000 (USD 130,000) divided into 477 shares of AED 1,000 each.

Names of the shareholder	Number of Shares	Nominal Value in AED	Value in AED	Value in USD	Subscribed shares	Percentage
Abans Securities Pvt Limited	47 7	1,000	477,000	130,000	2,000,000AED	100%

There were no movements in reserves except for changes in retained earnings which arose from profit during the year.

### Financial performance

During the year under review, the Company's summary of financial performance is as follows:

	<i>(Amount in USD)</i>	
	2020-21	2019-20
Revenue	10,515,457	21,582,444
Profit	4,455,505	4,294,593
EBITDA (Earnings before interest, tax, depreciation and amortization)	4,442,082	4,253,945
Operational Cash (loss)/income	352,680	(32,522)
Total Assets	26,937,418	22,643,696

### Changes in accounting policies

Accounting policies has been consistently applied during the year. There have been no significant changes in accounting policies.

### Events after the Reporting Date

As on the date of board meeting, there are adjusting or non-adjusting events after March 31, 2021, that will impact financial statement.



### **Managerial remuneration and dividends**

During the year, the company has paid managerial remuneration of USD 151,360. The Company did not declare and paid any amount as dividend in 2020-21.

### **Environmental matters**

The Company has adopted a corporate responsibility policy under which it seeks to minimise any adverse environmental impact of its operations by recycling waste and adopting energy efficient methods of heating and lighting.

### **Going Concern**

The manager has a reasonable expectation that the Company has adequate resources to continue in operational existence for the foreseeable future. Thus, they continue to adopt the going concern basis in preparing the annual financial statements. There are no material events affecting the continuation of **Abans Middle East DMCC** and its ability to continue its operations during the next financial year.

### **Litigation statement**

There are no legal or arbitration proceedings, nor is the manager aware at the date of this report of any proceedings which are pending or threatened, which may have or have had a material effect on the Company's financial position.

### **Auditors**

M/s M & M Al Menhali Auditing (Independent member of CPAAI Associates International), the auditors of the Company, have indicated their willingness to continue in office.

### **Statement of Manager's responsibility**

The management is responsible to ensure that the financial statements have been prepared in accordance with International Financial Reporting Standards issued by the International Accounting Standards Board (IASB), interpretations issued by the International Financial Reporting Interpretations Committee (IFRIC), the requirements of Dubai Multi Commodities Centre Authority Company Regulations 2020 and the Company's Memorandum and Articles of Association which might have materially affected the financial position of the Company or its financial performance.

**Approved by the Board and Signed on its behalf by:**



Mr. Ashish Maheshkumar Shah  
Manager



June 29, 2021



A U D I T I N G (DMCC BRANCH)  
REGISTERED AND LICENSED AS A FREE ZONE COMPANY  
UNDER THE RULES & REGULATIONS OF DMCCA



المحاسبون  
للتدقيق الحسابات (فرع م.د.م.س.)  
مستقلة ومركزية منظمة حرة  
طبقا لقوانين وأنظمة سلطة مركز دبي للتسويق المتعددة

## INDEPENDENT AUDITOR'S REPORT

To,

The Shareholder,  
**Abans Middle East DMCC,**  
Dubai, U.A.E.

### **Report on the Financial Statements**

We have audited the accompanying financial statements of **Abans Middle East DMCC**, which is registered under Dubai Multi Commodities Centre as a Free Zone Company, Dubai, U.A.E.

### **What we have audited**

The company's financial statements comprising,

- The statement of financial position,
- The statement of income,
- The statement of changes in equity,
- The statement of cash flows,
- The notes to the financial statements, which include a summary of significant accounting policies,

### **Opinion**

In our opinion, the accompanying financial statements present fairly, in all material respects, the financial position of **Abans Middle East DMCC** and of its financial performance and its cash flows for the year ended March 31, 2021. We further confirm that the financial statements have been prepared in accordance with International Financial Reporting Standards and applicable financial framework under Dubai Multi Commodities Centre Authority Company Regulations 2020

### **Basis for Opinion**

We conducted our audit in accordance with International Standards on Auditing (ISAs). Our responsibilities under those standards are further described in the *Auditor's Responsibilities for the Audit of the Financial Statements* section of our report. We are independent of the Company in accordance with the International Ethics Standards Board for *Accountants' Code of Ethics for Professional Accountants (IESBA Code)* together with the ethical requirements that are relevant to our audit of the financial statements of the Company in U.A.E, and we have fulfilled our other ethical responsibilities in accordance with these requirements and IESBA Code.

We believe that the audit evidence we have obtained is sufficient and appropriate to provide a basis for our opinion.

### **Other information**

Management is responsible for other information. The other information comprises Manager's report set up on page 1 and 2. Our opinion on the financial statements does not cover the other information and we do not express any form of assurance conclusion thereon.

2307, LIWA HEIGHTS, Jumeirah Lakes Towers,  
Dubai, U.A.E.  
Tel: +971 4 4425 424 Fax: +971 4 4486 423  
E-mail: info@mandmauditing.com Website: www.mandmauditing.com

٢٣٠٧، ليوا هايتس، أبراج بحيرات جميرا  
دبي، الإمارات العربية المتحدة  
هاتف: +٩٧١ ٤ ٤٤٢٥ ٤٢٤ فاكس: +٩٧١ ٤ ٤٤٨٦ ٤٢٣  
E-mail: info@mandmauditing.com Website: www.mandmauditing.com

REGD OFFICE: 2705, API TRIO Tower, Al Barsha, Dubai, U.A.E. Tel: +971 4 3992 274. Fax: +971 4 3957 378  
M&M Al Menhali Auditing is a member firm of CPA Associates International (www.cpaai.com).



A I M F N H A L I

A U D I T I N G (DMCC BRANCH)

REGISTERED AND LICENSED AS A FREE ZONE COMPANY  
UNDER THE RULES & REGULATIONS OF DMCCA



المكتب المحاسبي لإيم إف إن هالي  
مطبعة: دبي، ص.م.ج. 43711  
مطابقاً مع لوائح ومعايير مركز دبي للتجارة الحرة

In connection with our audit of the financial statements, our responsibility is to read the other information and, in doing so, consider whether the other information is materially inconsistent with the financial statements or our knowledge obtained in the audit or otherwise appears to be materially misstated. If, based on the work we have performed, we conclude that there is a material misstatement of this other information, we are required to report that fact. We have nothing to report in this regard.

#### Responsibilities of Management and Those Charged with Governance for the Financial Statements

Management is responsible for the preparation of the financial statements in accordance with International Financial Reporting Standard, Dubai Multi Commodities Centre Authority Company Regulations 2020 and to implement and monitor such internal control as management determines it necessary to enable the preparation of financial statements that are free from material misstatement, whether due to fraud or error.

In preparing the financial statements, management is responsible for assessing the Company's ability to continue as a going concern, disclosing, as applicable, matters related to going concern and using the going concern basis of accounting unless management either intends to liquidate the Company or to cease operations, or has no realistic alternative but to do so.

Those charged with governance are responsible for overseeing the Company's financial reporting process.

#### Auditor's Responsibilities for the Audit of the Financial Statements

Our objectives are to obtain reasonable assurance about whether the financial statements as a whole are free from material misstatement, whether due to fraud or error, and to issue an auditor's report that includes our opinion. Reasonable assurance is a high level of assurance, but is not a guarantee that an audit conducted in accordance with ISAs will always detect a material misstatement when it exists. Misstatements can arise from fraud or error and are considered material if, individually or in the aggregate, they could reasonably be expected to influence the economic decisions of users taken on the basis of these financial statements.

As part of an audit in accordance with ISAs, we exercise professional judgment and maintain professional scepticism throughout the audit. We also:

- Identify and assess the risks of material misstatement of the financial statements, whether due to fraud or error, design and perform audit procedures responsive to those risks, and obtain audit evidence that is sufficient and appropriate to provide a basis for our opinion. The risk of not detecting a material misstatement resulting from fraud is higher than for one resulting from error, as fraud may involve collusion, forgery, intentional omissions, misrepresentations, or the override of internal control.
- Obtain an understanding of internal control relevant to the audit in order to design audit procedures that are appropriate in the circumstances, but not for the purpose of expressing an opinion on the effectiveness of the Company's internal control.
- Evaluate the appropriateness of accounting policies used and the reasonableness of accounting estimates and related disclosures made by management.
- Conclude on the appropriateness of management's use of the going concern basis of accounting and, based on the audit evidence obtained, whether a material uncertainty exists related to events or conditions that may cast significant doubt on the Company's ability to continue as a going concern. If we conclude that a material uncertainty exists, we are required to draw attention in our auditor's report to the related disclosures in the financial statements or, if such disclosures are inadequate, to modify our opinion. Our conclusions are based on the audit evidence obtained up to the date of our auditor's report. However, future events or conditions may cause the Company to cease to continue as a going concern.

2307, LIWA HEIGHTS, Jumeirah Lakes Towers,  
PO Box, 43711, Dubai, U.A.E.  
Tel: +971 4 4486 424, Fax: +971 4 4486 423  
E-mail: info@mandmauditing.com, Website: www.mandmauditing.com

٢٣٠٧، ليوا هايتس، أبراج بحيرات جميرا  
ص.م.ج. 43711، دبي، الإمارات العربية المتحدة  
هاتف: +971 4 4486 424، فاكس: +971 4 4486 423  
E-mail: info@mandmauditing.com, Website: www.mandmauditing.com

REGD OFFICE: 2705, API TRIO Tower, Al Barsha, Dubai, U.A.E. Tel: +971 4 3992 274, Fax: +971 4 3957 378  
M&M Al Menhali Auditing is a member firm of CPA Associates International (www.cpaai.com)





A U D I T I N G (DMCC BRANCH)  
REGISTERED AND LICENSED AS A FREE ZONE COMPANY  
UNDER THE RULES & REGULATIONS OF DMCCA



التدقيق المحاسبي  
لتدقيق الحسابات (فروع م.د.م.س)  
مستقلة ومركزية شركة منطوقة حرة  
طبقاً للقوانين وأنظمة سلطة مركز دبي للتسليم المتعددة

We communicate with those charged with governance regarding, among other matters, the planned scope and timing of the audit and significant audit findings, including any significant deficiencies in internal control that we identify during our audit.

#### Report on Other Legal and Regulatory Requirements

Further, as required by Dubai Multi Commodities Centre Authority Company Regulations 2020 , we report that:

- i. We have obtained all the information we considered necessary for the purposes of our audit;
- ii. The financial statements have been prepared and comply; in all material respects, with applicable provisions of Dubai Multi Commodities Centre Authority Company Regulations 2020 ;
- iii. The company has maintained proper books of account and the company has not invested or purchased in shares during the year March 31, 2021;
- iv. Notes to the financial statements discloses material related party transactions and balances, the terms under which they are conducted and principles;
- v. Based on information available to us nothing has come to our attention which causes us to believe that the company has contravened, during the financial year ended March 31, 2021 any of the applicable provisions of the Dubai Multi Commodities Centre Authority Company Regulations 2020 or of its Articles of Association which would materially affect its activities or its financial position as at March 31, 2021.

M&M Al Menhali Auditing,

*M&M Al Menhali Auditing*



Mr. Sudhir Appukuttan Panikassery  
Auditors' Registration No: 768  
Dubai, United Arab Emirates.

June 29, 2021

2307, LIWA HEIGHTS, Jumeirah Lakes Towers,  
P.O. Box: 43711, Dubai, U.A.E  
Tel: +971 4 4486 424 Fax: +971 4 4486 423  
E-mail: info@mandmauditing.com, Website: www.mandmauditing.com

٢٣٠٧، ليوا هايتس، أبراج بحيرات جميرا  
ص.ب ٤٣٧١١ دبي، إ.ع.م.  
هاتف: +٩٧١ ٤ ٤٤٨٦٤٢٤، فاكس: +٩٧١ ٤ ٤٤٨٦٤٢٣  
E-mail: info@mandmauditing.com, Website: www.mandmauditing.com

REGD OFFICE: 2705, API TRIO Tower, Al Barsha, Dubai, U.A.E. Tel: +971 4 3992 274. Fax: +971 4 3957 378  
M&M Al Menhali Auditing is a member firm of CPA Associates International (www.cpaai.com)

ABANS MIDDLE EAST DMCC

DUBAI, U.A.E.

## Statement of Financial Position

As at March 31, 2021

(In United States Dollar)

	Notes	March 31,	
		2021	2020
<b>Assets</b>			
<b>Non-current assets</b>			
Property, plant and equipment	7	2,440	4,148
<b>Total non current assets</b>		<b>2,440</b>	<b>4,148</b>
<b>Current assets</b>			
Inventory	8	36,276	1,401,927
Amount due from related parties	9	53,038	448,047
Trade and other receivables	10	26,108,951	20,406,039
Cash and cash equivalents	11	736,713	383,535
<b>Total current assets</b>		<b>26,934,978</b>	<b>22,639,548</b>
<b>Total Assets</b>		<b>26,937,418</b>	<b>22,643,696</b>
<b>Equity and Liabilities</b>			
<b>Equity's funds</b>			
Share capital		130,000	130,000
Retained earnings		25,991,069	21,535,564
<b>Total Equity funds</b>		<b>26,121,069</b>	<b>21,665,564</b>
<b>Shareholder's funds</b>			
Shareholder's current account	12	614,309	614,309
<b>Total Equity</b>		<b>26,735,378</b>	<b>22,279,873</b>
<b>Non Current liabilities</b>			
Provision for end of service benefits	13	34,118	38,318
<b>Total non current liabilities</b>		<b>34,118</b>	<b>38,318</b>
<b>Current liabilities</b>			
Trade and other payables	14	3,350	325,505
Amount due to related parties	9	164,572	-
<b>Total current liabilities</b>		<b>167,922</b>	<b>325,505</b>
<b>Total Liabilities</b>		<b>202,040</b>	<b>363,823</b>
<b>Total Equity and Liabilities</b>		<b>26,937,418</b>	<b>22,643,696</b>

The accompanying notes form an integral part of these financial statements.

Auditor's Report dated June 29, 2021 is set out on page 3 to 5.

The financial statements and notes on were approved by the Board on June 29, 2021 and signed on its behalf by:

  
Mr. Ashish Maheshkumar Shah

Manager





ABANS MIDDLE EAST DMCC  
DUBAI, U.A.E.


**Statement of Income**  
**For the year ended March 31, 2021**  
*(In United States Dollar)*

	Notes	March 31,	
		2021	2020
Revenue	15	10,515,457	21,582,444
Cost of revenue	16	(5,770,899)	(16,663,167)
<b>Gross Profit</b>		<b>4,744,558</b>	<b>4,919,277</b>
Managerial remuneration		(151,360)	(231,543)
General and administrative expenses	17	(151,116)	(433,789)
Depreciation	7	(1,210)	(1,753)
<b>Total Operating Expenses</b>		<b>(303,686)</b>	<b>(667,085)</b>
<b>Profit from operating activities</b>		<b>4,440,872</b>	<b>4,252,192</b>
Other Income	18	14,633	42,401
<b>Net profit for the year</b>		<b>4,455,505</b>	<b>4,294,593</b>

The accompanying notes form an integral part of these financial statements.  
Auditor's Report dated June 29, 2021 is set out on page 3 to 5.

The financial statements and notes on were approved by the Board on June 29, 2021 and signed on its behalf by:

  
Mr. Ashish Maheshkumar Shah  
Manager



ABANS MIDDLE EAST DMCC

DUBAI, U.A.E.

**Statement of changes in equity**

**For the year ended March 31, 2021**


*(In United States Dollar)*

	<u>Share capital</u>	<u>Retained earnings</u>	<u>Total</u>
Balance as at April 01, 2019	130,000	17,240,971	17,370,971
a. Net profit for the year	-	4,294,593	4,294,593
Balance at March 31, 2020	130,000	21,535,564	21,665,564
a. Net profit for the year	-	4,455,505	4,455,505
<b>Balance at March 31, 2021</b>	<b>130,000</b>	<b>25,991,069</b>	<b>26,121,069</b>

The accompanying notes form an integral part of these financial statements.

Auditor's Report dated June 29, 2021 is set out on page 3 to 5.

The financial statements and notes on were approved by the Board on June 29, 2021 and signed on its behalf by:

  
Mr. Ashish Maheshkumar Shah  
Manager



ABANS MIDDLE EAST DMCC

DUBAI, U.A.E.

## Statement of Cash Flows

For the year ended March 31, 2021

(In United States Dollar)

	March 31,	
	2021	2020
<b>Cash flows from/(used in) operating activities:</b>		
Net profit for the year	4,455,505	4,294,593
Depreciation	1,210	1,753
Interest Income	-	(27,554)
(Increase) in Inventories	1,365,651	(1,116,845)
(Increase) in trade and other receivables	(5,702,912)	(3,318,572)
(Increase) in due from related parties	395,009	(55,233)
Increase in due to related parties	164,572	-
Increase in trade and other payables	(322,154)	155,133
Increase in provision for end of service benefits	(4,200)	34,203
<b>Net Cash flows (used in)/from operating activities</b>	<b>352,680</b>	<b>(32,522)</b>
<b>Cash flows from/(used in) investing activities:</b>		
Purchase of Plant, property & equipment	(248)	(2,117)
Proceeds from sale of plant, property & equipment	746	-
Interest income on loans and advances	-	27,554
<b>Net Cash flows from investing activities</b>	<b>498</b>	<b>25,437</b>
<b>Cash flows from/(used in) financing activities:</b>		
<b>Net cash flows from financing activities</b>	<b>-</b>	<b>-</b>
<b>Net (Decrease)/Increase in cash and cash equivalents</b>	<b>353,178</b>	<b>(7,086)</b>
Cash and cash equivalents, beginning of the year	383,535	390,621
<b>Cash and cash equivalents, end of the year</b>	<b>736,713</b>	<b>383,535</b>
<b>Represented by:</b>		
Cash	73	1,317
Bank Balances	736,640	382,218
	<b>736,713</b>	<b>383,535</b>

The accompanying notes form an integral part of these financial statements.

Auditor's Report dated June 29, 2021 is set out on page 3 to 5.

The financial statements and notes on were approved by the Board on June 29, 2021 and signed on its behalf by:

  
Mr. Ashish Maheshkumar Shah  
Manager



**Notes to the Financial Statements**  
**For the year ended March 31, 2021**

---

**1. LEGAL STATUS & ACTIVITIES:**

- a) **Abans Middle East DMCC**, (“the Company”) is registered with Dubai Multi Commodities Centre, as a Free Zone Company and operates under the License Nos. DMCC - 32261 issued on May 15, 2012, DMCC - 490846 issued on September 30, 2018 & DMCC - 391201 issued on February 08, 2018. DMCC license no. 391201, subsequently terminated on April 22, 2021.
- b) The Company is engaged in Trading for Proprietary account on regulated exchanges (DMCC - 32261) non-manufactured precious metal trading (DMCC - 490846) & Nuts trading, coal & firewood trading, basic non-ferrous metal products trading, foodstuff & beverages trading, seeds trading and grains, cereals & legumes trading (DMCC - 391201).
- c) The management of the Company is vested with Mr. Ashish Maheshkumar Shah, the Manager.
- d) The reporting date of Abans Middle East DMCC is March 31, 2021.
- e) The registered office is in Unit No.:1403, Indigo Icon, Plot no: JLT-PH1-F3A, Jumeirah Lakes Towers, Dubai, UAE. PO Box: 45107
- f) Authorised and paid-up capital of the Company is AED 2,000,000 divided into 2,000 shares of AED 1,000 fully paid.

As per Share Certificate No: SD-240977 issued by DMCC, M/s. Abans Securities Private Limited is the registered holder of 2,000 shares, total value of AED 2,000,000 each share value is AED 1,000. However actual issued capital is AED 477,000 (USD 130,000) divided into 477 shares of AED 1,000 each.

Names of the shareholder	Number of Shares	Nominal Value in AED	Value in AED	Value in USD	Subscribed shares	Percentage
Abans Securities Pvt Limited	477	1,000	477,000	130,000	2,000,000AED	100%

**2. BASIS OF PREPARATION**

**2.1 Basis of accounting**

The financial statements of the entity are prepared in accordance with IFRS for SMEs International Financial Reporting Standards (IFRSs) for SMEs issued by the International Accounting Standards Board (IASB), interpretations issued by International Financial Reporting Interpretations Committee (IFRIC), and comply, wherever appropriate, with the provisions of the Dubai Multi Commodities Centre Authority Company Regulations 2020. The requirements of the standards applied have been satisfied in full, and the financial statements therefore provide a true and fair view of the Company’s net assets, financial position and results of operations.

The financial statements consist of Statement of financial position, statement of income, statement of changes on equity, statement of cash flows and notes comprising accounting policies and other information. In order to improve the clarity of presentation, various items in the statement of financial position and in the income statement have been combined. These items are disclosed and explained separately in the Notes.



## Notes to the Financial Statements For the year ended March 31, 2021

---

The financial statements are prepared using accrual basis of accounting. The income statement has been classified in accordance with the nature of expense method. Cash flow has been presented under indirect method. The financial statements are prepared under the historical cost convention modified to incorporate the movements on carrying values of assets and liabilities except those assets and liabilities which are recognized at fair value as required under the relevant accounting policy.

### 2.2 Authorization date

Authorization date is that on which the financial statements are authorized and approved by the management. The authorization date of Abans Middle East DMCC is June 29, 2021.

### 2.3 Currency

The financial statements are presented in United States Dollars ("USD"), which is the functional and presentation currency of the Company.

### 2.4 Impact of Covid-19

During the year there are significant events resulting from spread of Coronavirus ("Covid-19"), which has affected the economic environment all over the world, this has led to exposing the company to various risks including lower revenues in the trading sector, deficit in supplies from external suppliers, fluctuations in foreign exchange rates, increase in the expected credit losses of customers and impairment of assets due to the expected slowdown in the operating sectors.

The company considers that such event does not require any adjustment. Accordingly, no adjustments were made to the financial statements in this regard. The outcome of the event is unknown. Therefore, it is not reasonable to determine the financial impact on the company. The company will take into account the effects of Covid-19 when determining magnitude of the impact according to the expected duration of these events and their implications.

## 3. Accounting estimates and judgements

In the preparation of financial statements in accordance with International Financial Reporting Standards for SME (IFRS) management is required to make a number of judgements, estimates and assumptions in the application of certain accounting policies that affect the reported assets, liabilities, income and expenses. These estimates and assumptions are reviewed on an annual basis and are based on historical experiences and other factors, including expectations of future events that are assumed reasonable under the current conditions.

These assumptions and estimation uncertainties to disclose about the information related to the assumptions and estimation uncertainties that have a significant risk of resulting in material adjustment to the financial statements.

In the absence of specific accounting requirement that applies to a particular transaction, as per IFRS for SME, management need to use judgement in developing and applying an accounting policy that results in information that is relevant to the economic decision made by the users and reliable to the financial statements. Therefore, for each transaction, management need to consider the requirement under IFRS for SME and recognition, measurement concepts for assets, liabilities, income and expense in the conceptual framework.

An entity shall change an accounting policy only if the change is required by an IFRS or results in the financial statements providing reliable and more relevant information about the effects of transactions, other events or conditions on the entity's financial position, financial performance or cash flows. **A change in accounting policy will be applied retrospectively.**

Ays



**Notes to the Financial Statements**  
**For the year ended March 31, 2021**

---

A change in accounting estimate is an adjustment of the carrying amount of an asset or a liability, or the amount of the periodic consumption of an asset, that results from the assessment of the present status of, and expected future benefits and obligations associated with, assets and liabilities. **Changes in accounting estimates result from new information or new developments and, accordingly, are not corrections of errors and are applied prospectively.**

**3.1 Property, plant and equipment**

Property, plant and equipment are tangible items that are held for use in the production or supply of goods or services, for rentals to others, or for administrative purposes; and are expected to be used for more than one period.

An item of property is recognised as an asset only if there is an economic inflow of benefits associated with the asset and the cost can be measured reliable.

Property, plant and equipment is initially recognised at historical cost which comprises of the purchase price plus all costs necessary to bring the asset to its intended use and an estimate of the costs of dismantling and removing the item, and removing the site, if required. The cost of an item of property, plant and equipment is the cash price equivalent at the recognition date. If the payment is deferred beyond normal credit terms, the cost is the present value of all future payments.

After recognition of asset based on cost model then the item of property, plant and equipment is carried at cost less any accumulated depreciation and any impairment losses.

Gains and losses arising from revaluation are transferred to revaluation surplus account.

The management determines the estimated useful lives of its property, plant and equipment for calculating depreciation. This estimate is determined after considering the expected usage of the asset or physical wear and tear. Management reviews the residual value and useful lives annually and future depreciation charges would be adjusted where the management believes the useful lives differ from previous estimates.

Depreciation is calculated using the straight-line method and the cost or revalued amount is allocated to its residual value using its estimated useful life as follows:

Furniture and Fixtures	5 Years
Office equipment	5 Years


Property, plant and equipment's are subjected to an annual review for any indicators of impairment and if there is an indication the recoverable amount needs to be calculated. An item of property, plant and equipment cannot be carried at more than its recoverable amount.

A decline in the value of property, plant and equipment could have a significant effect on the amounts recognised in the financial statements. Management assesses the impairment of the property, plant and equipment whenever events or changes in circumstances indicate that the carrying value may not be recoverable. Such indicators of impairment may arise from internal sources, external sources or as a result of combination of both.

A plan to dispose of an asset before the previously expected date is an indicator of impairment that triggers the calculation of the asset's recoverable amount for the purpose of determining whether the asset is impaired. **Refer Note: 7.**

**3.2 Inventories**

Inventories are assets held for sale in ordinary course of business, in the process of production for sale or in the form of materials or supplies.





## Notes to the Financial Statements For the year ended March 31, 2021

Inventories shall be measured at lower of the cost and estimated selling price less cost to complete and sell, after making due allowance for any obsolete or slow-moving items. Cost is determined on first-in-first out method, and it consists of the aggregate of purchase price and other related expenses incurred to bring the inventories to their present location and condition. Net realisable value is based on estimated selling price less any further costs expected to incur on disposal. When an inventory is sold, the carrying value shall be recognised as expense.

An entity shall assess at each reporting date whether any inventories are impaired. The entity shall make the assessment by comparing the carrying amount of each item of inventory with its selling price less costs to complete and sell. If an item of inventory is impaired, the entity shall reduce the carrying amount of the inventory (or the group) to its selling price less costs to complete and sell. That reduction is an impairment loss and it is recognized immediately in profit or loss.

**Refer Note: 8.**

### 3.3 Related party transactions

Related party transactions are the transfer of resources, services or obligations between a reporting company and its related parties. The related party can be a person or entity that is related to the company a person or close member of that person's family is related to a reporting company if the person is a member of the key management personnel or has joint control over the company or has significant influence on the company.

An entity is related to the reporting company if the entity and the reporting company are members of the same group example like subsidiary, fellow subsidiary or parent, or associate, joint venture.

**Refer Note: 9.**

Common types of related party transactions for the company are as follows:

- Transactions with its principal owners
- Transactions between entity under common control or has significant influence

The following are the related party transactions for the year:

Name of related parties	Relationship	Nature of transaction	Amount
Abans Global Ltd.	Group Company	Payable	86,172
Abans Gems & Jewel Trading FZE	Group Company	Payable	13,400
Abans Agri International Ltd	Group Company	Payable	65,000
Irvin Trading PTE Ltd	Group Company	Receivable	53,038

### 3.4 Trade and other receivables

#### Trade receivables

Trade receivables are amounts due from customers for the sale of goods or provision of services and are recognized when invoice has been issued. A receivable is recognised at the undiscounted amount of cash receivable from that entity, which is normally the invoice price.

At the end of each reporting period, an assessment is made whether there is an objective evidence of impairment. Estimates of the collectible amount of trade receivable are made when collection of the full amount is no longer probable.



## Notes to the Financial Statements For the year ended March 31, 2021

---

This estimation is performed on an individual basis. Amount which are not individually insignificant, but which are past due, are assessed collectively and an allowance applied accordingly to the length of time past due, based on historical recovery rates. **Refer Note: 10.**

### Other receivables

Other receivables are considered as current assets if they mature not more than 12 months after the balance sheet date; otherwise, they are recognised as non-current asset. It is initially recognised at fair value including transaction costs and carried at amortised cost using the effective interest method.

A prepaid expense is a type of asset that arises on balance sheet as a result of the entity making payments for goods or services to be received in the near future. While prepaid expenses are initially recorded as asset, their value is expensed over time as the benefit is received.

An accrued income is an income which has been earned but not yet received. Income is recognised on the period in which it is earned. Therefore, accrued income must be recognized in the accounting period in which it arises rather than in the subsequent period in which it will be received.

Deposits consist of cash deposited as security for electricity, visa fee etc. **Refer Note: 10.**

### 3.5 Cash and cash equivalents

Cash equivalents are short term, highly liquid investments that are readily convertible to known amounts of cash and that are subject to insignificant risk of changes in value. They are held to meet short-term cash commitments instead of for investment or other purposes. They are carried at their principal amount.

Investments are classified as a cash equivalent only when it has a short maturity of less than three months from date of acquisition.

Bank overdraft is classified under cash and cash equivalents only if it is repayable on demand. **Refer Note: 11.**

### 3.6 Shareholder's current account

A shareholder's current account is a record of personal funds advanced to a company (funds introduced) and company funds withdrawn (drawings) by the shareholder from the company. The balance is either what the shareholder owes to the company (a debit balance) or company owes to the shareholder (a credit balance). It is shown as shareholder's current account and grouped under shareholder's funds. Shareholder's current account balances are unsecured, interest free, there are no defined repayment arrangement and are payable only at the option of the Company.

**Refer Note: 12.**

### 3.7 Provision for employees' service end benefit

*Short-term employee benefits* are employee benefits (other than termination benefits) that are expected to be settled wholly before twelve months after the end of the annual reporting period in which the employees render the related service.

*Post-employment benefits* are employee benefits (other than termination benefits and short-term employee benefits) that are payable after the completion of employment.

*Other long-term employee benefits* are all employee benefits other than short-term employee benefits, post-employment benefits and termination benefits.



**Notes to the Financial Statements**  
**For the year ended March 31, 2021**

---

**Employees' end of service benefit**

The entity provides end-of service benefits to its employees on the basis prescribed under the United Arab Emirates (UAE) labour laws.

The end of service entitlement is usually depended on the employees' final basic salary and the length of service subject to the completion of the minimum service period. The expected costs of these benefits are accrued over the period of employment and the benefits are paid to employees on termination or completion of their term of employment.

In practice, IAS 19 Employee Benefits is not applied to certain end-of-service benefits because of the costs and lack of actuarial data and resources. While this practice is not consistent with IAS 19, the treatment is accepted in practice because the effect is not material.

Provision is also made for the estimated liability for employees' unused entitlements to annual leave and flights as a result of services rendered by eligible employees up to the reporting date.

The provision relating to annual leave and air passage is disclosed as a current liability, while that relating to end of service benefits is disclosed as a non-current liability.

The management is of the opinion that no significant difference would have arisen had the liability been calculated on an actuarial basis as salary inflation and discount rates are unlikely to have significant impacts. **Refer Note: 13.**

**3.8 Trade and other payables**

Trade payables are obligations to pay for goods or services that have been acquired in the ordinary course of business. Trade payables are initially recorded at fair value and subsequently measured at amortised cost using the effective interest method.

Prepaid income is revenue received in advance, but which is not yet earned. Income must be recorded in the accounting period in which it is earned. Therefore, prepaid income must not be shown as income in the accounting period in which it is received but instead it must be presented as such in the subsequent accounting periods in which the services or obligations in respect of the prepaid income have been performed.

Entity should therefore recognize a liability in respect of income it has received in advance until such time as the obligations or services that are due on its part in relation to the prepaid income have been performed.

An accrued expense is an accounting expense recognized in the books before it is paid for. It is a liability and is usually current. These expenses are typically periodic and documented on a Company's balance sheet due to the high probability that they will be collected. **Refer Note: 14.**

**3.9 Revenue analysis**

Revenue is measured at fair value of the consideration received or receivable. The fair value of the consideration received or receivable takes into account the amount of any trade discounts, prompt settlement discounts and volume rebates allowed by the entity. Revenue includes gross inflows of economic benefits received or receivable by the entity on its own account. The entity excludes from revenue all amounts collected on behalf of third parties such as sales taxes, goods and services and value added taxes.

The majority of revenue is generated through Trading for Proprietary account on regulated exchanges, non-manufactured precious metal trading & Nuts trading, coal & firewood trading, basic non-ferrous metal products trading, foodstuff & beverages trading, seeds trading and grains,



**Notes to the Financial Statements**  
**For the year ended March 31, 2021**

---

cereals & legumes trading, the company follows below mentioned recognition criteria as outlined by IFRS for SMEs.

The entity recognises revenue from sales of good when the entity has transferred to the buyer the significant risks and rewards of ownership of the goods, entity neither retains managerial involvement nor control over the goods sold. amount can be reliably measured, probable that economic benefit will flow to the entity and the costs incurred or to be incurred in respect of the transaction can be measured reliably.

The assessment of transferring significant risks and rewards includes considering the transfer of legal title or passing the possession of goods. Until the risk and rewards are transferred the transactions is accounted as deferred revenue. **Refer Note: 15.**

**3.10 Cost of Revenue**

Costs of revenue are the direct costs attributable to the production of the goods sold by the Company. This amount includes the cost of the materials used in creating the good along with the direct labour costs used to produce the good and factory overheads. **Refer Note: 16.**

**4 FAIR VALUE DETERMINATION AND ANALYSIS**

Fair value is the amount for which an asset could be exchanged, or a liability settled, between knowledgeable, willing parties in an arm's length transaction. The standard for fair value measurement applies on initial recognition and subsequent measurement when it required or permitted by other sections of IFRS for SMEs. Fair value is the price that would be received to sell an asset or paid to transfer a liability in an orderly transaction between market participants at the measurement date.

Fair value measurement is applied under the presumption that the transaction to sell the asset or transfer a liability takes place either in the principal market for that asset or liability or the most advantageous market for that asset or liability.

All assets and liabilities for which fair value is measured or disclosed in the financial statements are categorised within the fair value hierarchy, the levels of fair value hierarchy are defined as follows:

Level 1: Measurement is made by using quoted prices (unadjusted) from an active market.

Level 2: Measurement is made by means of valuation methods with parameters derived directly or indirectly from observable market data.

Level 3: Measurement is made by means of valuation methods with parameters not based exclusively on observable market data.

For financial assets and liabilities reported, there are no major difference between the carrying amount and fair value.

**5 RISK PROFILE AND ANALYSIS**

Generally, the Company have exposure to the following risks from its use of financial instruments:

- Credit risk
- Liquidity risk
- Market risk



## Notes to the Financial Statements For the year ended March 31, 2021

---

This note presents information about the Company's exposure to each of the above risks, the Company's objectives, policies and processes for measuring and managing risk, and the Company's management of capital.

The Company's Manager has overall responsibility and oversight of the Company's risk management framework. The Company's risk management framework is a combination of formally documented policies in certain areas and informal approach to risk management in others.

The Company's approach to risk management is established to identify and analyse the risk faced by the Company, to set appropriate risk limits and controls, and to monitor risks and adherence to limits. Risk management policies and systems are reviewed regularly to reflect changes in market conditions and its activities.

### Credit risk analysis

Credit risk is the risk of financial loss to the Company, if a customer or counterparty to a financial instrument fails to meet its contractual obligations; it arises principally from the Company's receivables from customers, other receivables, balances with bank and amounts due from related parties.

The company monitors defaults of customers or counterparties, identified collectively and incorporates the information into its credit risk controls, where available at reasonable cost, external credit ratings and/or reports on customers and counterparties are obtained and used. The company's policy is to deal with creditworthy counterparties. The company has policy of providing provision for those which management think they cannot collect. The provision is also determined by reference to past default experience.

The geographical spread of Trade receivables outstanding as on March 31 2021 is as under:

Name of the country	Amount	%
London	3,540	0.014
USA	2,000	0.008
China	274	0.001
UAE	26,073,809	99.977
<b>Total</b>	<b>26,079,623</b>	<b>100</b>

### Liquidity risk

Liquidity risk is the risk that the Company will not be able to meet its financial obligations as they fall due. Liquidity risk mainly relates to payables to suppliers and the repayment of bank borrowings and amounts due to related parties. The Company approach to managing liquidity is to ensure, as far as possible, that it will always have sufficient liquidity to meet its liabilities when due, under both normal and stressed conditions, without incurring unacceptable losses or risking damage to the Company's reputation. The Company manages liquidity risks through, banking facilities and borrowing facilities, by continuously forecasted and actual cash flows and matching the maturity profiles of financial assets and liabilities. The Company currently has sufficient asset to meet expected operational expenses, including the servicing of financial obligations.





**Notes to the Financial Statements**  
**For the year ended March 31, 2021**

---

As at the reporting period, the contract maturity of financial assets and liability are as follows:

<b>Financial Assets</b>	<b>Less than 180 days</b>	<b>More than 180 days</b>
Cash and cash equivalents	736,713	-
Trade receivables	26,079,623	-
Loans and advances	770	-
Deposits	10,318	-
Other receivables	3,128	-
Amount due from related parties	53,038	-
<b>Total</b>	<b>26,883,590</b>	<b>-</b>
<b>Financial Liabilities</b>	<b>Less than 180 days</b>	<b>More than 180 days</b>
Trade and other payables	3,350	-
Amount due to related parties	164,572	-
<b>Total</b>	<b>167,922</b>	<b>-</b>

**Market risk**

Market risk is the risk that changes in market prices, such as foreign currency exchange rates, interest rates will affect the Company's income or the value of its holdings of financial instruments. The objective of market risk management is to manage and control market risk exposure within acceptable parameters, while optimising the return.

• **Currency risk**

Currency risk is the risk that the fair value or future cash flows of financial instrument will fluctuate because of changes in foreign exchange rates. Generally, the Company is exposed to currency risk mainly on purchases and sales that are denominated in a currency other than the functional currency of the Company.

Most of the transactions are denominated in the same currency as functional currency and for those foreign currency transactions, exchange rates prevailing at the date of transaction is used. Foreign exchange gains or losses resulting from any such transactions are recognized in the income statement. Hence currency risk is minimal. For transactions in USD there is no currency risk as the currency is pegged with local functional currency.

**6 CAPITAL MANAGEMENT POLICIES**

The company's capital management objectives are,

- To improve shareholder's wealth
- To ensure the company's ability to continue as a going concern

Management assesses the company's capital requirements in order to maintain an efficient overall financing structure while avoiding excessive leverage.

The company manages the capital structure and makes adjustments to it in the light of changes in economic conditions and the risk characteristics of the underlying assets.





**Notes to the Financial Statements**  
**For the year ended March 31, 2021**

---

In order to maintain or adjust the capital structure, the company adjusts the amount of returns to members, increase capital from the members, or sell assets to reduce debt.

	2020-21	2019-20
Total Liabilities	202,040	363,823
Less: Cash & Cash equivalents	(736,713)	(383,535)
<b>Net Debt</b>	<b>(534,673)</b>	<b>(19,712)</b>
Net Equity	26,735,378	22,279,873



ABANS MIDDLE EAST DMCC

DUBAI, U.A.E.

**Notes to the Financial Statements**

**For the year ended March 31, 2021**

*(In United States Dollar)*

**7 Property, plant and equipment**

	Furniture & Fixtures	Office Equipment	Total
<b>Cost:</b>			
At April 1, 2019	3,306	11,388	14,694
Additions during the year	1,379	738	2,116
At March 31, 2020	4,685	12,126	16,810
Additions during the year	-	248	248
Disposal during the year	-	(1,430)	(1,430)
<b>At March 31, 2021</b>	<b>4,685</b>	<b>10,944</b>	<b>15,628</b>
<b>Accumulated Depreciation:</b>			
At April 1, 2019	3,006	7,903	10,909
Depreciation for the year	350	1,403	1,753
At March 31, 2020	3,356	9,306	12,662
Depreciation for the year	350	860	1,210
Depreciation on asset sold	-	(684)	(684)
<b>At March 31, 2021</b>	<b>3,706</b>	<b>9,482</b>	<b>13,188</b>
<b>Net book value:</b>			
<b>At March 31, 2021</b>	<b>979</b>	<b>1,462</b>	<b>2,440</b>
At March 31, 2020	1,329	2,820	4,148

**8 Inventory**

	March 31,	
	2021	2020
Closing stock	36,276	1,401,927
	<b>36,276</b>	<b>1,401,927</b>



ABANS MIDDLE EAST DMCC

DUBAI, U.A.E.

**Notes to the Financial Statements**

**For the year ended March 31, 2021**

*(In United States Dollar)*

**9 Transactions with related party**

The company enters into transactions with companies and entities that fall within the definition of a related party as contained in International Financial Reporting Standards (IFRS). Related parties comprise companies and entities under common ownership and/or common management and control; their partners and key management personnel.

The company believes that the terms of such transactions are not significantly different from those that could have been obtained from third parties.

The company provides/receives funds to/from related parties as and when required as working capital facilities.

At the end of the reporting period, due from/to related parties were as follows:

**Amount due from related parties**

	<b>March 31,</b>	
	<b>2021</b>	<b>2020</b>
Abans Global Ltd.	-	348,345
Irvin Trading PTE Ltd	<b>53,038</b>	83,866
Abans Global Trading DMCC	-	15,836
	<b>53,038</b>	<b>448,047</b>

**Amount due to related parties**

	<b>March 31,</b>	
	<b>2021</b>	<b>2020</b>
Abans Agri International Ltd	<b>65,000</b>	-
Abans Gems & Jewels Trading FZE	<b>13,400</b>	-
Abans Global Limited	<b>86,172</b>	-
	<b>164,572</b>	-

**10 Trade and other receivables**

	<b>March 31,</b>	
	<b>2021</b>	<b>2020</b>
Trade receivables*	<b>26,079,623</b>	19,411,508
Loans and advances	<b>770</b>	928,181
Advance to supplier	-	34,371
Prepayments	<b>15,112</b>	21,482
Deposits	<b>10,318</b>	9,925
Other receivables	<b>3,128</b>	572
	<b>26,108,951</b>	<b>20,406,039</b>

\*As per the Management Trade receivables are good and recoverable.



ABANS MIDDLE EAST DMCC

DUBAI, U.A.E.

**Notes to the Financial Statements**

**For the year ended March 31, 2021**

*(In United States Dollar)*

*Ageing analysis*

	March 31,	
	2021	2020
Neither due nor impaired	-	2,378,834
1-30 days		
Due but not impaired	3,540	2,291,800
31-90 days	26,073,809	14,738,436
91-180 days	2,274	2,438
More than 181 days	26,079,623	19,411,508

**11 Cash and cash equivalents**

	March 31,	
	2021	2020
Cash	73	1,317
Bank balances	736,640	382,218
	736,713	383,535

Note : The company is in the process of obtaining following bank balance confirmations :

Particulars	Amount (in USD)
Bank of India - London	1,066
Punjab National bank - London	4,044
Barclays Bank - London	540,197

**12 Shareholder's current account**

	March 31,	
	2021	2020
Balance at beginning of the year	614,309	614,309
Funds introduced/(withdrawn) by the shareholder (net)	-	-
	614,309	614,309

Shareholder's current account balances are unsecured, interest free, there are no defined repayment arrangement and are payable only at the option of the Company.

*Ays*



ABANS MIDDLE EAST DMCC

DUBAI, U.A.E.

## Notes to the Financial Statements

For the year ended March 31, 2021

(In United States Dollar)

### 13 Provision for end of service benefits

	March 31,	
	2021	2020
Balance at beginning of the year	38,318	4,115
Paid during the year	(16,397)	-
Add: Provision for the year	12,198	34,203
	<u>34,118</u>	<u>38,318</u>

### 14 Trade and other payables


	March 31,	
	2021	2020
Trade payable	-	272,794
Staff payable	-	34,577
Accruals	1,800	1,498
Other payable	1,550	16,636
	<u>3,350</u>	<u>325,505</u>

### 15 Revenue

	For the year ended March 31,	
	2021	2020
Sale of goods	6,120,703	16,836,708
Revenue from proprietary trading	4,394,755	4,745,736
	<u>10,515,457</u>	<u>21,582,444</u>

### 16 Cost of revenue

	For the year ended March 31,	
	2021	2020
Opening stock	1,401,927	285,082
Purchases and other expenses	4,333,032	17,628,124
Less: Closing stock	(36,276)	(1,401,927)
<b>Cost of goods sold</b>	<u>5,698,683</u>	<u>16,511,279</u>
Brokerage & Commission	66,190	151,888
Platform fees	6,026	-
	<u>5,770,899</u>	<u>16,663,167</u>



ABANS MIDDLE EAST DMCC

DUBAI, U.A.E.

## Notes to the Financial Statements

For the year ended March 31, 2021

(In United States Dollar)

### 17 General and administrative expenses

	For the year ended March 31,	
	2021	2020
Salaries and other benefits	77,540	278,255
Legal and professional charges	25,342	21,907
Rent	17,473	24,362
Insurance	10,778	12,138
Communication expenses	7,961	13,718
Other general and administrative expenses	5,758	21,700
Bank charges	5,024	14,515
Utilities	1,158	2,739
Conveyance and travelling expense	82	9,499
Forex loss	-	29,565
Repairs & maintenance	-	3,940
Advertising and business promotion	-	1,451
	<b>151,116</b>	<b>433,789</b>

### 18 Other Income

	For the year ended March 31,	
	2021	2020
Interest income	-	27,554
Forex gain	1,354	-
Miscellaneous Income	13,279	14,847
	<b>14,633</b>	<b>42,401</b>

The accompanying notes form an integral part of these financial statements.

Auditor's Report dated June 29, 2021 is set out on page 3 to 5.

The financial statements and notes on were approved by the Board on June 29, 2021 and signed on its behalf by:

  
Mr. Ashish Maheshkumar Shah  
Manager

